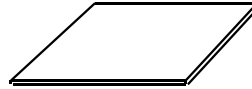
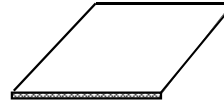


## Alum. Sheet - Mill Finish




	Size in	Lbs/	Lbs/	Alloy
Part #	Inches	Sq. Ft.	Sht.	Temper
100343	.032 x 48 x 120	.452	18.08	5052 H-32
100344	.040 x 48 x 120	.565	22.6	5052 H-32
100345	.050 x 48 x 120	.706	28.24	5052 H-32
100170	.063 x 48 x 120	.889	35.56	5052 H-32
100215	.080 x 48 x 120	1.127	45.08	5052 H-32
100346	.090 x 48 x 120	1.274	50.96	5052 H-32
100166	.100 x 48 x 120	1.397	55.88	5052 H-32
100093	.125 X 48 X 96	1.746	55.872	5052 H-32
100243	.125 x 48 x 120	1.746	69.84	5052 H-32
100208	.125 x 60 x 120	1.746	87.3	5052 H-32
100248	.188 x 48 x 120	2.658	106.32	5052 H-32
100268	.250 x 48 x 120	3.492	139.7	5052 H-32

## Alumalite™ Sign Board



Part #	Size in Inches	Lbs/ Sq. Ft.	Lbs/ Sht.	COLOR
100401	.25x48x96	.5	16	White
100402	.25x48x96	.5	16	Black
100404	.25x48x96	.5	16	Silver

## Aluminum Expanded Sheet



Part #	Size in Inches	Style	Alloy
100238	.75".081x48x96	Flat	3003 H-14
100237	.75".125x48x96	Flat	3003 H-14
100235	.75".125x48x96	Stand.	3003 H-14